




# COMBIREX™ DX



**Unsurpassed precision,  
performance, and safety** from  
a heavy-duty cutting machine.

# BEST-IN-CLASS SOLUTION FOR BETTER PRODUCTION.

Combirex DX doesn't just meet your expectations—it exceeds them. From superior engineering to reliable performance to advanced technology, the machine is packed with features you'd expect from a larger, higher priced system. Plus, a modular design and versatile tool stations allow you to tailor the machine to your precise needs. It all makes Combirex the ideal choice for productive, economical oxy-fuel and plasma cutting.



## Heavy-duty design

Built with sturdy components typically reserved for larger machines, Combirex delivers exceptional durability.

## Dependable performance

Combirex makes it easy to produce high-quality parts thanks to high speeds, excellent accuracy, and smooth motion.

## Precise positioning

Featuring oversize drives, linear rails, and a stiff gantry design, Combirex excels at precision plasma and small hole cutting.

## Industry-leading safety

The machine is equipped with an innovative safety package that provides full compliance with EC Machinery Directive.





# RUGGED AND RELIABLE.



## Heavy-duty design

Featuring a reinforced box beam design and all-steel construction, Combirex is an exceptionally strong, durable machine. It also comes in a compact package with extendable lengths to minimize floor space requirements. ESAB's advanced engineering ensures accurate machine motion and a long service life.

- High-stiffness, engineered beam assemblies
- All welded and precision-machined end trucks provide stability required for precise machine positioning
- Heavy-duty, accurate platform for cutting with plasma and oxy-fuel
- Easy installation on any concrete floor
- Suitable for material up to 6 in. (150 mm) thick standard



## Single-source quality

As a complete automated cutting supplier, ESAB ensures that all components of your machine—including CNC, software, height control, plasma, and gas torches—have been expertly designed and built to work together perfectly. This integration also eliminates the need to mix and match components from different vendors.

### Benefits of a single-source supplier:


- Streamlined support
- Lower operation cost over lifetime of system
- Increased reliability
- Simpler maintenance



# PRECISION WHERE IT COUNTS.

When producing high-quality parts, there's no room for error. That's why Combirex is optimized for precise positioning—from oversize drives to linear rails to a stiff gantry design. You can count on outstanding dynamic accuracy, smooth motion, superior cut edges, and high throughput.

- High-performance drive system
- Heavy-duty parallel-shaft gearboxes with oversized output shaft and bearing
- Precision linear-rail drive engagement





# THE PERFORMANCE YOU NEED.

## Fast and accurate

Combirex keeps pace with your demanding production needs and quality standards by providing high speeds, excellent accuracy, and smooth motion.

- AC brushless motors for wide speed range with accurate speed control
- Maximum machine speed of 1000 ipm (24000 mm/min.)
- High positioning speed reduces part-to-part cycle time
- Positioning accuracy: +/- .010 in.; repeatability: +/- .005 in.



## Easy-to-use technology

ESAB's Vision CNC dramatically simplifies operation and fully automates complex cutting tools and processes such as plasma, oxy-fuel, and marking.

- Clear and intuitive touchscreen interface
- Innovative Operator Wizard guides operator
- Integrated Process Database
- Flexible design and modular tool stations



# CUTTING-EDGE SAFETY.

As an industry leader in safety, ESAB is proud to offer a complete machine safety package with Combirex. This innovative suite of features reduces operator risk, lowers cost of ownership, and provides full compliance with EC Machinery Directive.

## Safety package includes:

- Light curtains protecting front and rear of machine
- Safety bumpers over light curtains provide complete envelope protection
- Safety bumpers on front and rear of side trucks
- CNC swivel mount tucks inside of protected envelope, with automatic switching to safe speed range
- Service Mode key-switch for enhanced operator safety
- Safety-rated controller manages all E-stop and safety functions



# FLEXIBLE TOOL SELECTION.

With a modular design and a variety of tools available, Combirex can be customized to your production needs—whether it's high-precision plasma cutting, precision hole cutting, thick plate oxy-fuel cutting, or marking and labeling. Offering up to four stations, the machine can be equipped with multiple configurations of plasma and oxy-fuel torches.



## Oxy-fuel cutting

Combirex can carry up to four oxy-fuel cutting stations for cutting materials up to 6 in. (150 mm) thick. The stations feature heavy-duty motorized lifters with capacitive height control and pilot flame torch ignitors.

- Built-in process database for quick setup
- Automatic gas regulation using proportional valve technology
- Torch height controls

## ACCESSORIES AND UPGRADES

Based on your production requirements, Combirex can be configured with a number of tool and machine options.

- Air curtain for underwater plasma cutting
- Laser pointer for manual plate alignment
- Downdraft or water cutting tables
- Columbus™ programming software





## Plasma cutting and marking

A single torch gives you a wide range of plasma capabilities. Switching between plasma marking and cutting is effortless with an automatic gas control.

- Pneumatically balanced tool holder for extremely accurate initial height sensing
- High-accuracy arc voltage height control
- Magnetic break-away crash protection system
- Heavy-duty torch lifter provides 8 in. (200 mm) of vertical stroke
- Intelligent positioning aid with laser diode

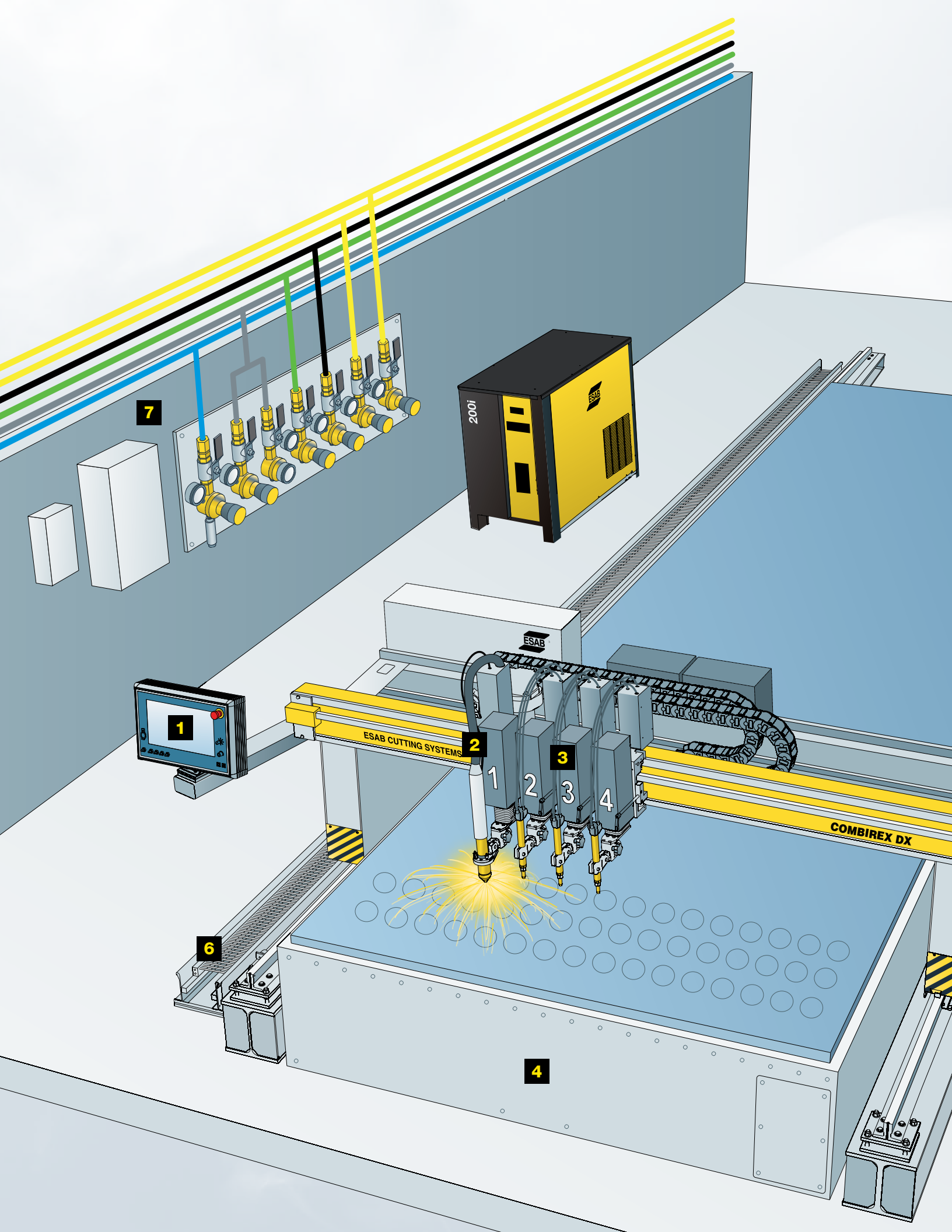


## Plasma beveling


The optional DMX Automated Plasma Bevel system uses compound motion and ESAB's SmartBevel™ Technology to deliver high productivity with reliable beveling.

- Advanced Collision Protection — uses compliant motion in place of a breakaway device to detect and absorb torch collisions
- Automatically resets torch after collision, no need to touch the torch or climb onto the table
- No mechanical alignment after replacing components
- No exposed hoses or cables, for higher reliability
- No twisting of torch leads — reduces maintenance and downtime





# SPECIFICATIONS.



## COMBIREX® DX

	METRIC
Track width	2.000 – 4.000 mm
Cutting length	max 18.000 mm
Cutting processes	Plasma and oxy-fuel
Plasma cutting thickness	max 50 mm, depending on plasma system
Maximum plasma torches	1
Oxy-fuel cutting thickness	max 6 in. (150 mm)
Maximum oxy-fuel torches	4
Maximum plasma bevel units	1
Maximum positioning speed	1,000 ipm (25 m/min)
Machine parking length	1,670 mm
Overall Machine width	3,600 – 5,100 mm incl. safety system
Overall Machine height	2,225 mm
Cutting table surface height	700 mm +/- 50 mm
Rail height	463 mm from floor to top of rail

## COMBIREX SYSTEM COMPONENTS

1. Vision® controller
2. Plasma cutting station
3. Oxy-fuel cutting station
4. Cutting table
5. Plasma power source
6. Rail axis cable chain & tray
7. Power & gas supplies
8. Dust collector

**Note:** Number of oxy-fuel torches depends on the use of a plasma station. If no plasma is installed, up to 4 oxy-fuel torches can be used. If a plasma station is installed, up to 3 oxy-fuel torches can be used. If a plasma bevel station is installed, there may or may not be sufficient room for oxy-fuel equipment, depending on machine width.

Subject to technical modifications and enhancements. Products may vary from those pictured.



# UNRIVALED SERVICE AND SUPPORT.

Like all ESAB products, Combirex DX is backed by our commitment to superior customer service and support. Our skilled customer service department is prepared to quickly answer any questions, address problems, and help with the maintenance and upgrading of your ESAB equipment and software. We offer:

- Value packages, including machine and process audits to maximize your investment
- Proactive preventive maintenance programs and maintenance contracts to keep your equipment and software up and running
- ESAB plasma consumables for the perfect cut
- Specialized repair services
- Retrofit upgrade products and packages for the latest in machine, control, and software technology
- Complete product and process training, including advanced training programs

And, our products are backed with the most comprehensive warranty in the business. With ESAB, you can be confident that the product you purchased will meet your needs today and in the future. Ask your ESAB sales representative or distributor for a complete ESAB solution.

**For more information, visit [esab-cutting.com](http://esab-cutting.com)**



ESAB / [esab.com](http://esab.com)

